



ZACKS
ResearchSystem

Release Notes 2024

Zacks Research System 5.1.2.169

 (866) 794-6065

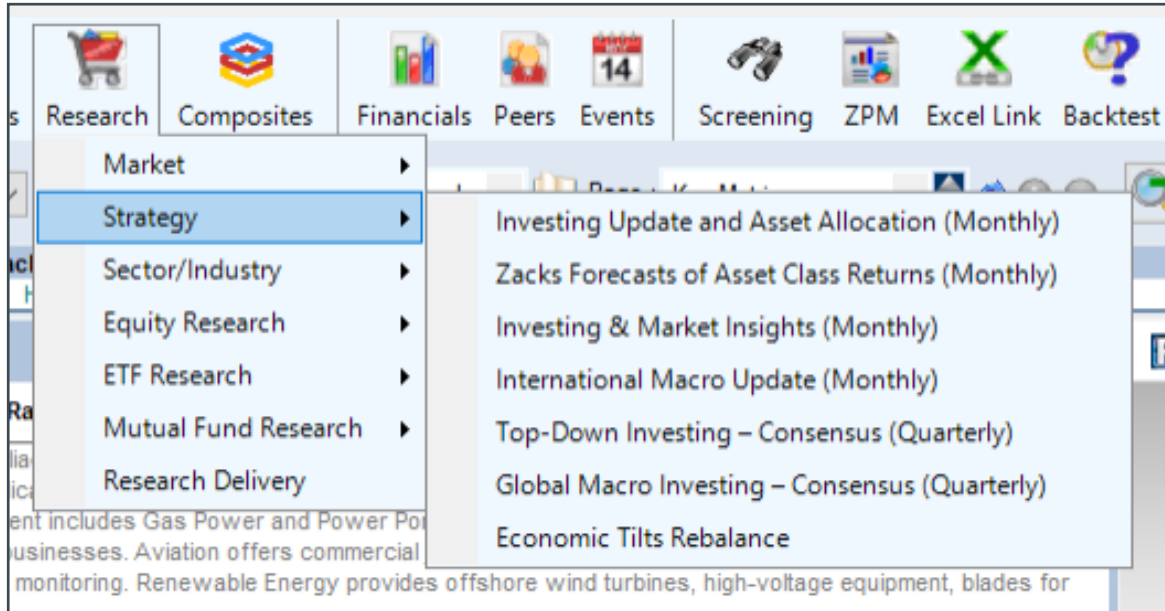
 ZRS@zacks.com

 www.zrs.com

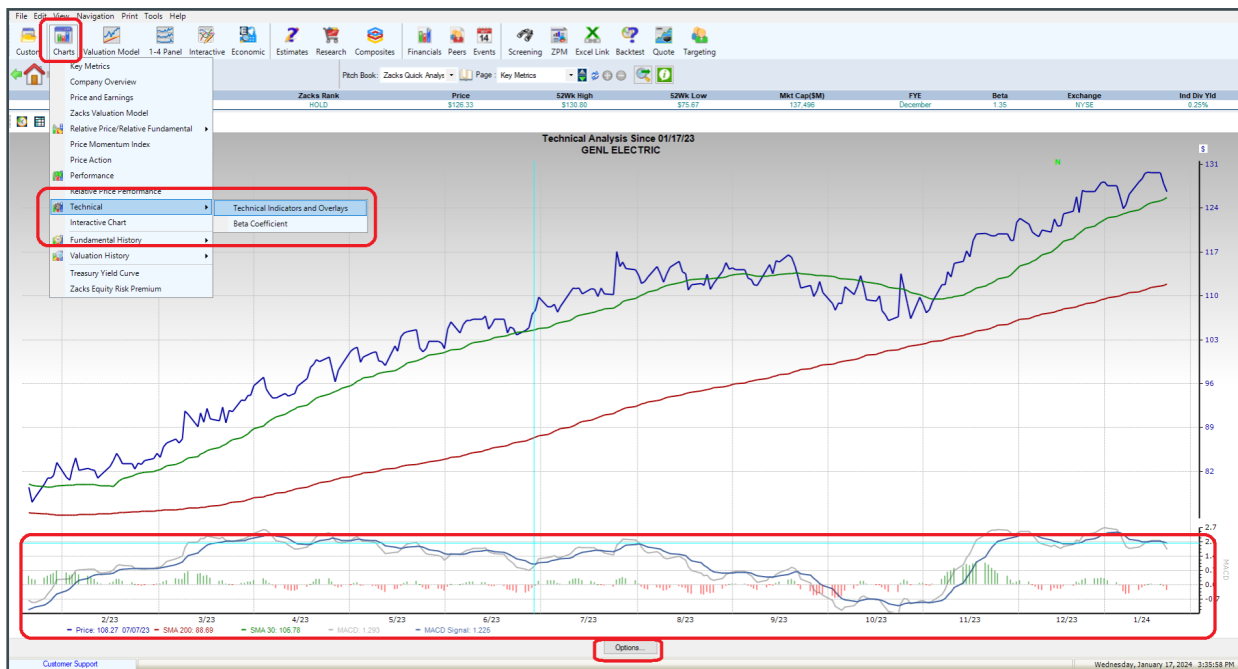
 10 S. Riverside Plaza, Chicago, IL 60606

What to expect with the new upgrade

The Macro and Market Strategy Research tab has been reorganized so that you can find what you need faster.



MACD histogram now show RED for decreases and GREEN for increases. Find it CHARTING- TECHNICAL- TECHNICAL INDICATORS AND OVERLAYS



FAQ's have been added under HELP. This is where you can find all nuggets of help topics

Q: How do I install Zacks Link on my Excel Toolbar?

Q: How do I switch Zacks BNRI EPS estimates and Zacks Street estimates?

Q: How do I change ZRS credentials?

Q: How do I connect to Zacks shared drive?

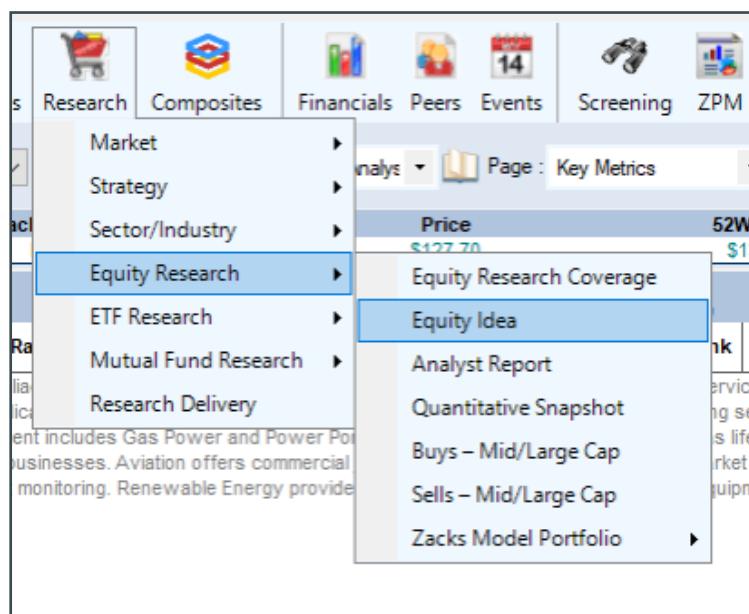
Q: How do I convert portfolios in ZPM to composites?

Q: How do I create a composite?

Q: How do I upgrade ZRS to the most recent version (individual user)?

Q: How do I upload a logo to be displayed in ZPM?

DAILY IDEAS for Equities, ETF's and Mutual Funds. Go to each research category (Equity, ETF, Mutual Fund) to select the Daily Idea



Equity Idea

Featured Zacks Rank Stocks



#1 Rank

Bull of the Day

International Paper (IP)
Income and potential earnings growth have investors reading into this paper and packaging company.



#5 Rank

Bear of the Day

Keysight Technologies (KEYS)
Investors should look to sell any rally into stocks seeing falling earnings estimates.

Zacks #1 Rank Top Movers for Jan 18, 2024

Value	Growth	Momentum	VGM	Income
Company	Symbol	Price	%Chg	
GigaCloud T	GCT	23.84	+7.58%	
American Pu	APEI	11.92	+4.01%	
Photonics,	PLAB	29.52	+3.22%	
Arch Resour	ARCH	173.82	+3.07%	
Toyota Moto	TM	199.75	+2.89%	

[View All Zacks Rank #1 VGM Stocks](#)

Zacks #1 Rank Additions

Company (Symbol)	Report
Snap Inc. (SNAP)	
Okta, Inc. (OKTA)	
Blink Charging Co. (BLNK)	
Toyota Motor Corpora (TM)	
Novo Nordisk A/S (NVO)	

[View All Zacks Rank #1 Strong Buys](#)

Equity Research



Research Daily

Top Stock Reports for Adobe, IBM & Sanofi
by Mark Vickery

Today's Research Daily features new research reports on 16 major stocks, including Adobe Inc. (ADBE), International Business Machines Corporation (IBM) and Sanofi (SNY).



Weekly Market Analysis

Economic Goldilocks Continues To Push Equities Into the Nosebleed...
by Mayur Thaker

Softening inflation + slowing but nonrecessionary economy + easing long bond yields = bullish equities. But will it truly be a soft landing?

Market Outlook

- 3 Shipping Stocks to Watch From a Challenging Industry
Industry Outlook
- The U.S. Experience with Supply Shock Inflation
Economic Outlook
- Homes for Sale Rise: Zacks JAN 2024 Market Strategy
Market Strategy
- Breaking Down Early Q4 Earnings Results
Earnings Preview
- Q4 Earnings Season Kicks Off Positively
Earnings Trends

ETF Idea

ETF Research



Cold Snap Pushes Natural Gas ETFs Higher

by Sweta Killa

Natural gas prices have been on the rise this year as cold weather gripped large parts of the United States, spurring the demand for heating in homes and offices.

Zacks ETF Commentary

- Hedge Market Volatility With These ETFs
- Fed Rate Cut Bets Ease: 5 ETF Areas at a 52-Week High
- Inside Small-Cap's 3-Year Best Surge in Popularity: ETFs in Focus

[More ETF Commentary](#)

ETF Reports

Get our free, detailed ETF reports on some of the most popular and in focus funds in the market to conveniently stay informed regarding holdings, performance, and fund history.

SPDR S&P 500 ETF(**SPY**)



SPDR Gold Shares(**GLD**)



Cryshs-Euro Tr (**FXE**)



Ishars-France (**EWQ**)



Top ETFs:

View ETFs by Category

Name	Symbol	Zacks ETF Rank	1 Mon (%)	3 Mon (%)	1 Yr (%)	Market Cap
Technology S	XLK	1	+0.26	+13.41	+47.41	\$58,338.36
Financial Se	XLF	1	+0.28	+11.07	+5.66	\$34,387.16
SPDR S&P 500	SPY	3	+1.04	+8.76	+20.40	\$476,507.56
Consumer Sta	XLP	3	+2.31	+7.53	-0.73	\$15,187.71
Industrial S	XLI	2	-1.92	+7.46	+10.33	\$15,060.73
Health Care	XLV	1	+4.35	+6.88	+5.01	\$39,222.98

Mutual Fund Idea

Mutual Funds Research

Zacks Mutual Fund Commentary

- 3 Solid Funds to Buy as Holiday Season Boosts...
- 3 Invesco Mutual Funds to Buy for 2024 &...
- 3 Municipal Bond Funds for Steady Returns
- 4 Fidelity Mutual Funds to Buy as the Market...

More Mutual Fund Commentary

Top Sector-Other Funds

Symbol	NAV	Ann Rtn	MF Rank
FDLSX	\$18.02	30.20%	1
FSRPX	\$18.68	26.88%	1
FCYIX	\$32.88	23.10%	1
EIPCX	\$5.80	-4.69%	1
TGABX	\$5.57	-8.27%	1

[View All "Sector-Other" Funds](#)

Mutual Funds Category View

Choose A Sector ▼

[View All Zacks #1 Rank Mutual Funds](#)

Mutual Funds Search

Search Similar Mutual Funds

Research similar Mutual Funds with higher ranks and performance ratings.

Mutual Funds Comparison View (minimum of 2)

Research By Fund Family

To find the best funds within funds families, simply click on "Choose Fund Family" from the drop down box below then select the group you want to research.

Choose Fund Family
▼

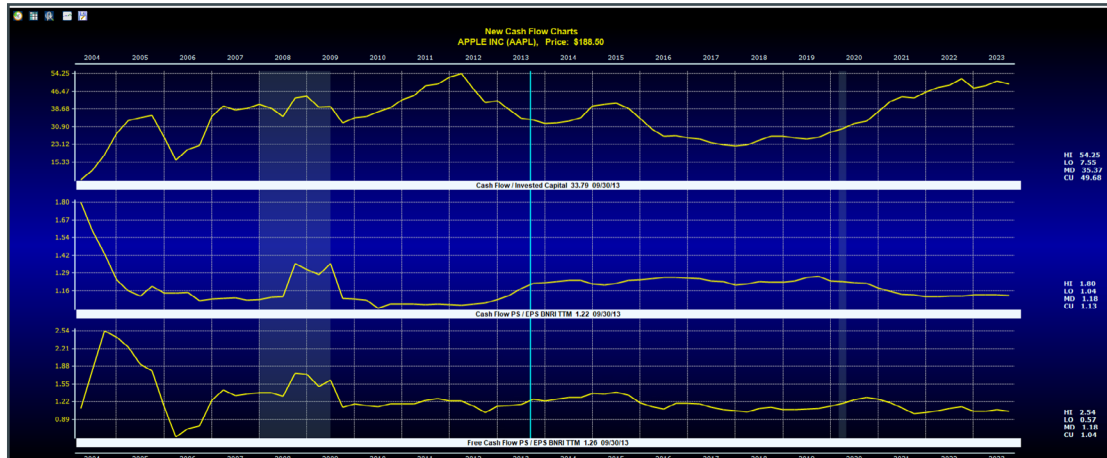
New Economic Report added: Economic Tilts Rebalance John Blank delivers this monthly report giving you a macro view of the what's happening with the economy and which asset classes to invest in.

The screenshot shows the AdvisorTools web application interface. The navigation menu on the left is expanded, and 'Economic Tilts Rebalance' is highlighted with a red box. The main content area displays the report header: 'Economic Tilts Rebalance' by John Blank, PhD, dated December 2023. Below the header, it lists 'December 2023 Bulls' and provides a summary of market performance: 'To November 29th, there now stands a YTD +6.85% DJIA gain, a +18.63% S&P500 gain, a +36.45% tech-heavy Nasdaq gain.'

New Fundamental and Valuation Charts Added under Charts, Interactive, and 1-4 Panel

Cash Flow Charts:

- › Cash Flow / Invested Capital
- › Cash Flow PS / EPS BNRI
- › Free Cash Flow PS / EPS BNRI



Enterprise Value Charts:

- › EV / Gross Profit TTM
- › EV/Gross Profit F12M



ZACKS
ResearchSystem

For more information contact us:

 (866) 794-6065  www.zrs.com  ZRS@zacks.com

10 S. Riverside Plaza, Chicago, IL 60606